



# Port of Seattle

**PNWARS- WC Port Panel**

**Stephanie Kang, Marketing  
Manager**

**March 12, 2009**



Pier 90/91

Pier 86

Pier 66

Terminal 46

Terminal 30

Terminal 25

Terminal 18

Terminal 5

Terminal 5 On-Dock Rail

BNSF (SIG - North)

BNSF (SIG - South)

UPRR (ARGO)

# Port Terminal Facts

## Terminal 5

- Acreage: 182 ac (74 ha)
- Berths: 3 (2900 ft/884 m)
- Depth: 50 ft. (15.2 m)
- Cranes: 6 PPX
- Operation: wheeled
- Reefer plugs: 600

## Terminal 46

- Acreage: 88 (35.5 ha)
- Berths: 2 (2300 ft/701m)
- Depth: 50 ft (15.2 m )
- Cranes: 3 SPPX, 2PPX, 1 PMX (50 gage)
- Operation: stacked
- Reefer plugs: 426

## Terminal 18

- Acreage: 196 ac (79 ha)
- Berths: 4 (4400 ft/1356 m)
- Depth: 50 ft. (15.2 m)
- Cranes: 4 SPPX, 3 PPX, 3 PMX (50 gage)
- Operation: stacked
- Reefer plugs: 1227

## Terminal 25/30\*

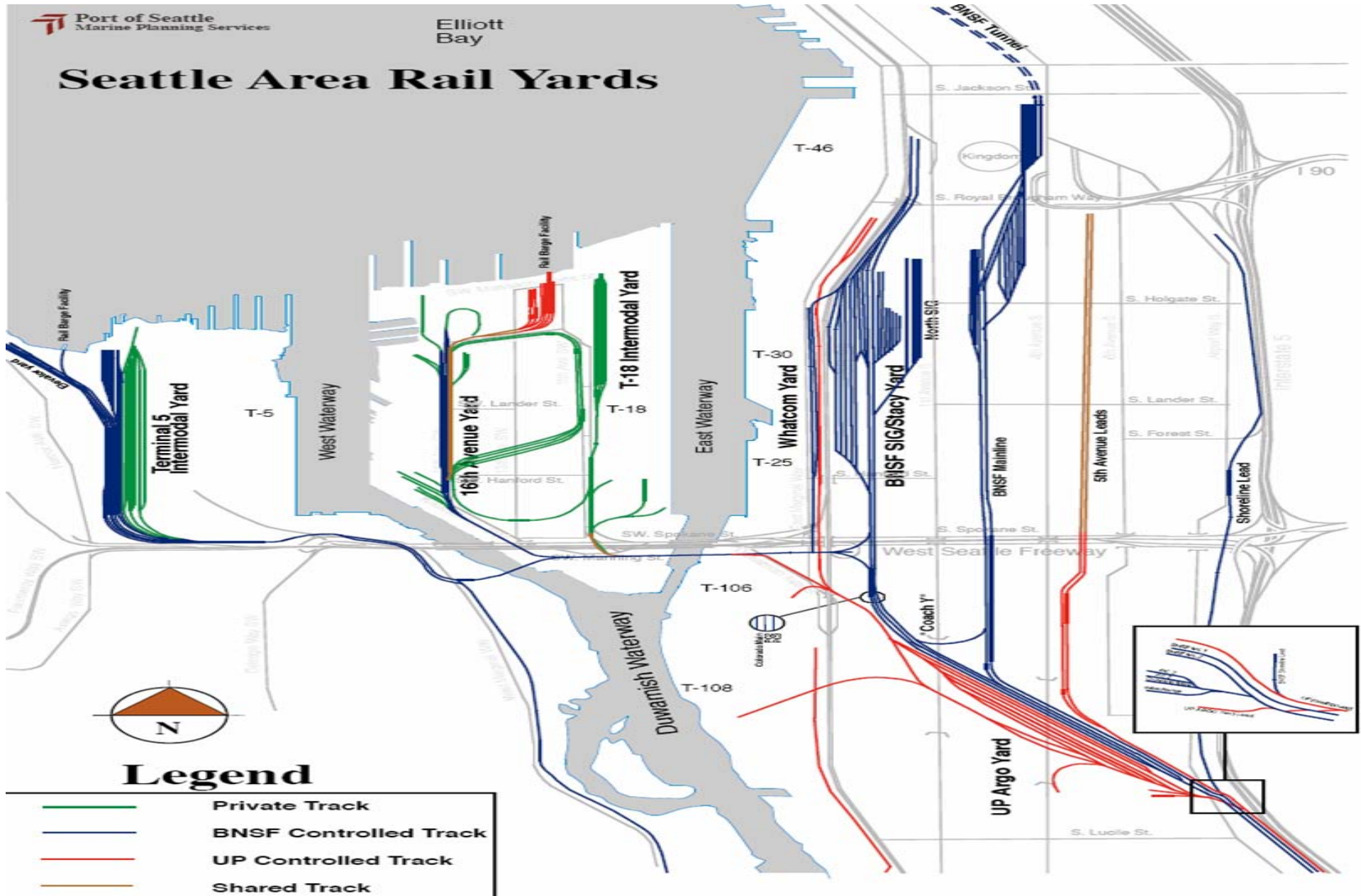
- Acreage: 70\* (28.4 ha)
- Berths: 2\* (2695 ft/822 m)
- Depth: 50 ft (15.2 m )
- Cranes: 3 PMX, 3PPM\*
- Operation: stacked
- Reefer plugs: 214

\*upon project completion

## Investments


- The Port has invested over \$1 billion in the past decade to improve and expand our terminal facilities*
- We are currently in the 3<sup>rd</sup> and final phase of our \$52M Terminal 18 north apron upgrade scheduled for completion August 2008*
- The Port commenced \$118M conversion of Terminal 30 from a cruise to a container facility in 2007; completion scheduled for May 2009*

# Seattle Area Rail Yards



## Legend

- Green line: Private Track
- Blue line: BNSF Controlled Track
- Red line: UP Controlled Track
- Orange line: Shared Track





# Rail Facilities

## Seattle International Gateway (SIG)

- 43 acres (17.42 ha)
- 12 tracks; 16675 ft (5,086 m)
- 190 railcar spots (42 double stack spots)
- 600,000 lifts/yr (expanded from 300k lifts/yr)
- 4 new rail mounted gantry (RMG) cranes
- North SIG expansion operational Feb 2008

## Terminal 5 On Dock Rail

- 30 acres (12.15 ha)
- 6 Tracks
- 54 double stack railcar spots
- 120,000 lifts/yr (cap: 250,000lifts/yr)

## Northwest Container Services

- 10 Acres (4.05 ha)
- 5 loading tracks; 8,000 ft (2,440 m)

## Union Pacific ARGO

- 90 Acres (15.4 ha), live lift facility
- 10 Tracks; 20,000 ft (4,880 m)
- 3 tracks (4000 ft) dedicated to Waste Mgmt
- 7 tracks for international / domestic
- 250 railcar spots (50 double stack spots)
- 262,000 lifts 2007 (cap: 290,000 lifts/yr)

## Terminal 18 On Dock Rail

- Capability, if needed

# Top Commodities\*

## IMPORTS

FURNITURE; FIXTURES; NOS	85,619
WEARING APPAREL	60,940
FOOTWEAR	39,594
GAMES, SPORT, TOYS	39,242
MISCELLANEOUS	34,721
AUTO PARTS; MOTOR VECHILES	25,524
HARDWARE; NOS	18,315
TIRES, TUBES; NOS	17,123
PLASTICWARE; FLOWERS	15,713
PAPER; CARBON, CREPE, STATIONARY	10,911

## EXPORTS

ANIMAL FEED,HAY,BREWER GRAIN	67,647
PAPER; CARBON,CREPE, STATION	60,889
VEGETABLES	34,073
LOGS, LUMBER, WOOD	31,934
BULK BARLEY, CORN, OAT, WHEAT	19,370
SOYBEAN; CORN SOYA MILK	18,937
METAL; CONCENTRATES,SCRAP	14,998
FIBER; HEMP,RAMIE,RAW,TOW	14,839
MEAT	12,026
PULPS; CELLULOSE,CHEM WOOD	11,991

\*2007 PIERS Data

# Top Customers\*

## IMPORTERS

ORDER	210,663
WAL MART STORES	15,338
ZZ SMALL SHIPPER	8,100
HONDA MOTOR	6,719
TOYO TIRE	5,902
PANASONIC	5,703
NIKE	5,588
WEBER STEPHEN PRODUCTS	5,540
MAST IND	5,098
YAMAHA MOTORS	4,235

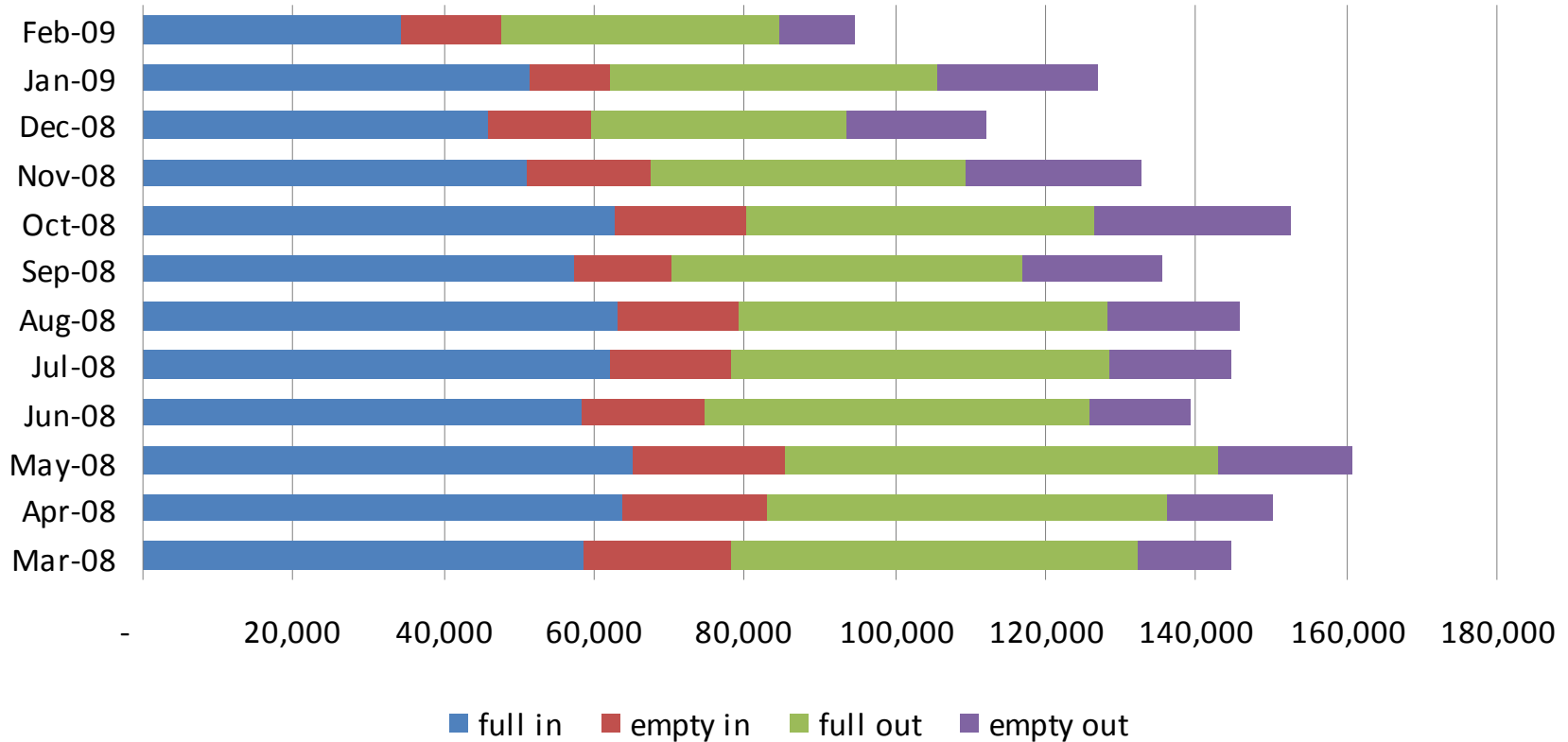
## EXPORTERS

WEYERHAEUSER	17,637
ANDERSON HAY & GRAIN	12,195
ORDER	10,214
LAMB WESTON	9,307
CARGILL	8,824
CELLMARK INTL	7,320
JAMES FARRELL	6,907
AMERICA CHUNG NAM	6,653
SUNSHINE PAPER	6,575
LIBERTY CONTAINER LINE	6,047

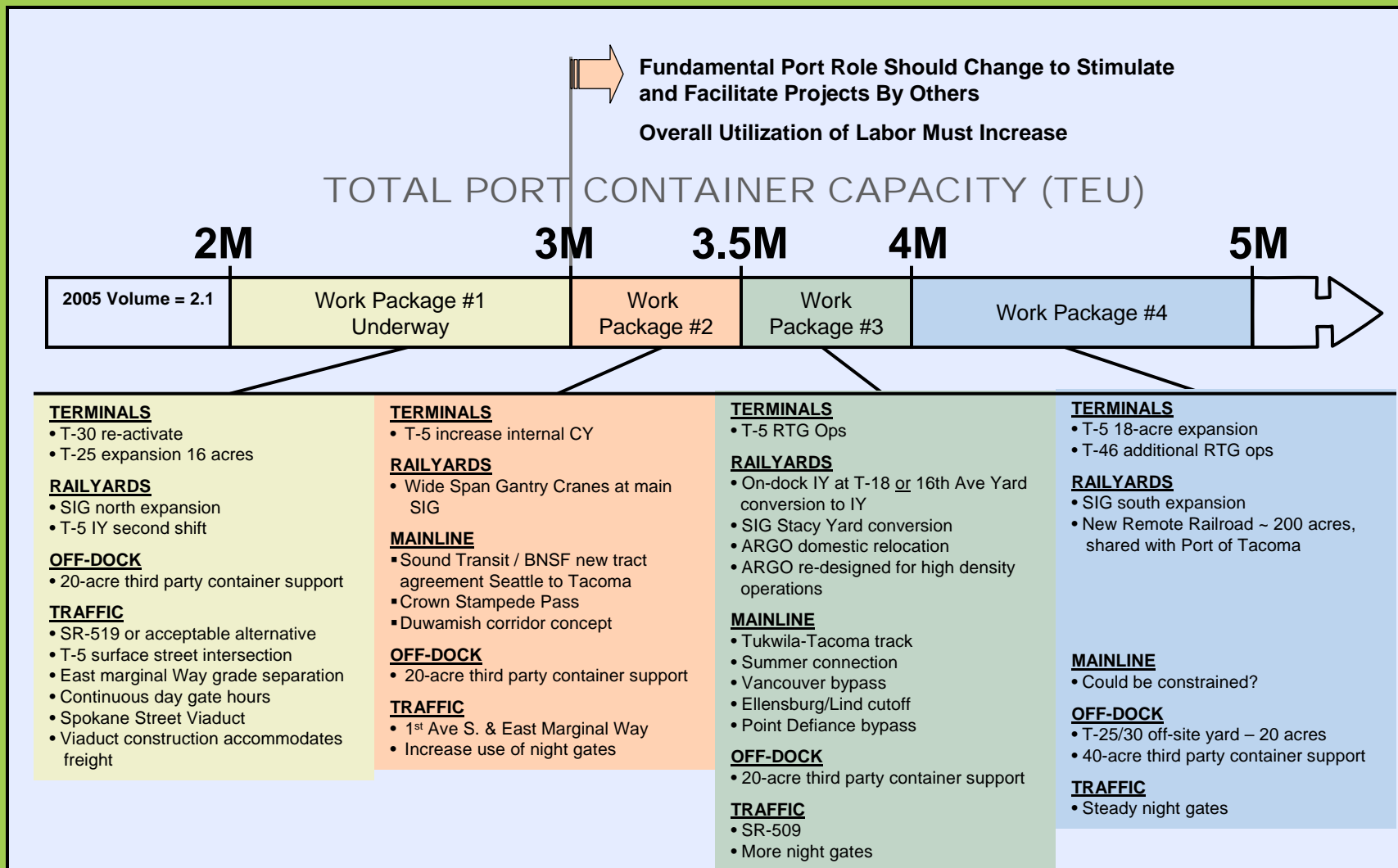
\*2007 PIERS Data in TEU's over Seattle

# Volumes *(in TEUS)*

## Port of Seattle Rolling Year

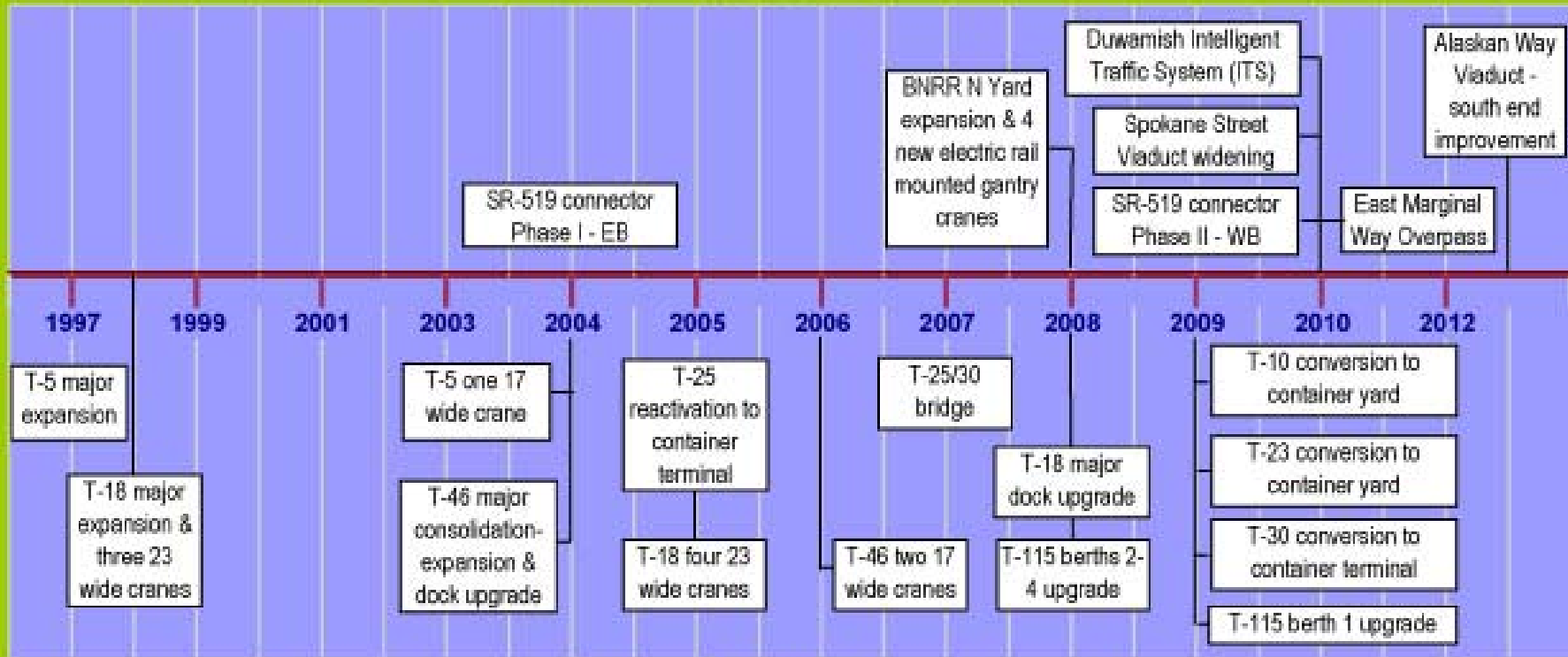


# We Are Prepared for Growth



# Major Projects & Investment

## Roads & Rail



## Terminals

# Clean Trucks Program





# Port of Seattle

Where a Sustainable World is Headed